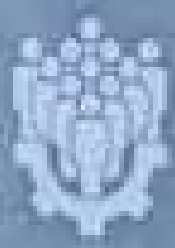


Model Program Book
**COMMUNITY
SERVICE
PROJECT**



Designed & Developed by



**ANDHRA PRADESH
STATE COUNCIL OF HIGHER EDUCATION**

A STATUTORY BODY OF GOVERNMENT OF ANDHRA PRADESH

**SURVEY ON SCREENING REPORT ON COVID-19
VACCINATION AT KURPAM MARKET AREA**

BY

Garikina.Poojitha

REGD.NO:: 720130805024



Estd : 1860

**PROJECT WORK SUBMITTED TO MRS. A.V.N COLLEGE,
AFFILIATED TO ANDHRA UNIVERSITY, VISAKHAPATNAM FOR
THE PARTIAL FULFILMENT OF DEGREE OF
BACHELOR OF SCIENCE**

2020 – 2023

DECLARATION

I, GARIKINA POOJITHA, Student of II B.Sc – M.P.C., Mrs. A.V.N College, affiliated to Andhra University here by declared that this project entitled "Survey on Screening report of covid -19 vaccination at kurpam market area" is a genuine work carried out by me under the guidance of Mrs.V.PADMINI lecturer in Chemistry, Mrs.A.V.N College, Visakhapatnam, Andhra Pradesh. Furthermore, this project work was not submitted to any other institution or University for awarding any Degree.

DATE:

PLACE: Visakhapatnam



Name & Signature of the student:

MRS. A.V.N COLLEGE




Estd : 1860

VISAKHAPATNAM - 530001

ANDHRA PRADESH

CERTIFICATE

This is to certify that project entitled as " Survey of screening report on Covid-19 vaccination at Kurpam market area" is Bonfide work done by **GARIKINA.POOJITHA**(Regd.no:720130805024), B.Sc – M.P.C student under my guidance. I certify that the project work done by him/her is original and has not been submitted to any other information.


(M.Simhadri Naidu)
MRS. A.V.N. COLLEGE
VISAKHAPATNAM
PRINCIPAL


(V.padmini)
MENTOR

PROGRAM BOOK FOR COMMUNITY SERVICE PROJECT

Name of the student: Gaithina pujiha

Name of the school: Mrs Arul college vadakkanchery

Roll number: 78813880604

Period of work: From Oct-21 to Nov-23

Name of Address of the place: Kanayannur

Andhra

University

Community Service Project Report

Submitted in accordance with the requirement for the degree of _____

Name of the College: M. S. A. V. H. College

Department: B.Sc. Chemistry M.P.C.

Name of the Faculty Guide: V. Padmini

Duration of the CSP: From Oct-21 To Dec-21

Name of the Student: GANIYIA RAJITHA .

Programme of Study: Biod groups

Year of Study: 2020 - 2023

Register Number: 120130805044

Date of Submission:

Student's Declaration

I, Ganika pothi, a student of CBP Program
Reg. No. 20190000024 of the Department of Chemistry,
Mrs. A.V.N. College do hereby declare that I have completed
the mandatory community service from 21.01 to 21.02 in
Blood group class of the Community Education under the Faculty
Guidance of V. Padma, (Name of the Faculty Guide), Department
of Mrs. A.V.N. College in College

(Signature and Date)

Endorsements

Faculty Guide

Head of the Department

P. KRISHNA KUMARI
HEAD IN CHARGE
DEPARTMENT OF CHEMISTRY
MRS. A.V.N. COLLEGE
VILAKKUPATTAM

Principal

PRINCIPAL
MRS. A.V.N. COLLEGE
VILAKKUPATTAM

Certificate from Official of the Community

This is to certify that G. Anitha Velooji (Name of the Community
Service Volunteer) Reg. No. 740300004 of M.S.A.V.S. college (Name of
the College) underwent community service in
Blood group (Name of the Community) from _____ to
_____. The overall performance of the Community Service Volunteer during
his/her community service is found to be _____ (Satisfactory/Good).

Authorized Signatory with Date and Seal

Acknowledgements

I would like to express my special thanks to our respected principal M. Srinivasu Naidu Sir, Dean & our class teachers for their support and encouragement for completing this project.

I would like to express my kind gratitude to our mentor V. Padma Devi madam for her time and efforts she provided throughout the year for completing our project. Your useful advice and suggestions were really helpful to me during the project completion.

I would like to express my thanks to my college in developing the project and people who have willingly helped me out with their abilities.

Name :- Gowthami Jayanthi

Rg No :- 220120220024

B.Sc (M.P.U)

CHAPTER 1: EXECUTIVE SUMMARY

The community service report shall have only a one-page executive summary. It shall include a brief description of the Community and summary of all the activities done by the student in CSF and how it meets learning objectives and outcomes.

I visited Kurupam market for the community service project. It is located in Visakhapatnam. It was established in 1912. Initially, it was called King Edward VII Coronation market; this is stated to be the very first market built in the city.

According to historical records, the market was actually a gift to the city by the Rajah of Kurupam, on the occasion of King Edward VII's coronation.

I went to the Kurupam market for a week. The people regarding covid-19 vaccination & know how many peoples are have been vaccinated. First day I went to a house & ask several questions regarding vaccination. I explain the advantages of vaccination and also disadvantages if vaccination if they are not vaccinated.

objectives :-

- * To change the illiterate people to become literate people.
- * provided equality: it gives equality that people living in a terrace.
 - it gives equal chances and opportunities.
- * To motivate people program come working in the motivation of community people.
- * change thinking: it gives new directions to the changing life sign to the positive thinking about the people.
- * To create interest: it mobilises the attitude of people to participate in the collective work in the community development.

out comes :-

- * Greater sense of personal efficacy, personal identity, spiritual growth.
- * Greater interpersonal development, particularly the ability to work well with others, and build leadership and communication skills.

CHAPTER 2: OVERVIEW OF THE COMMUNITY

About the Community/Village/Institution including historical profile of the community/institution, community structure, traditions, ethics and values.

Brief note on Socio-Economic conditions of the Community/Institution.

Kurupom market

Initially called King Edward VI coronation market this is stated to be the very first market built in the Visakhapatnam city.

According to historical records, the market was actually a gift to the city by the Rajah of Kurupom on the occasion of King Edward VI's coronation, which gave the place its alternative name.

It was opened to the public in 1914.

The market was rectangular, and had four entrances, with the length marked by a large rectangular semi-enclosed space, which was used for selling vegetables.

The market is very beautiful and has the great historical value.

Now a days this market has shops and vegetable shops many people are went to market and buy the vegetables.

This market is very peaceful and beautiful these people are unique and live together ethically.

This market is the first gold & silver selling & this market has many health medicines available for all types of diseases.

Finally this is a great achievement to the visakhapatnam city.

CHAPTER 3: COMMUNITY SERVICE PART

Description of the Activities undertaken in the Community during the Community Service Project. This part could end by reflecting on what kind of values, life skills, and technical skills the student acquired.

First, I visited the community of Kurupom market of men to the houses and ask the questions regarding covid-19 vaccination serving report in the project learned several life skills and some information about the community.

At the time of asking questions in that some people they don't know about vaccination and use of vaccines so many other peoples are inactive they don't have life-threatening & general knowledge.

So, I explained and advice the use of covid-19 vaccination and encourage for them to vaccinated some people are very inactive they don't understand technical language so, with the help of mobilephone translate the language into local and said to that people with the programme acquired the technical skill using of mobile phone.

With this community service project
is very pleased so many new informations &
life skills. This project is very helpful for
the communication of new people and to become
beneficial in the society and this project
reflect the self confidence to me and become
patience and sought happiness.

ACTIVITY LOG FOR THE FIRST WEEK

Day & Date	Brief description of the daily activity	Learning Outcomes	Person In Charge Signature
Day-1	Visited the community & analyzed the houses & persons - houses -	clearly about houses & persons	J. P. K.
Day-2	Went to one house in the community and also the questions related to	The answers are written in notebook	J. P. K.
Day-3	In 3 rd day I started the 4 th day went to some houses and asked some questions	Questions prepared & answers written in notebook	J. P. K.
Day-4	In 4 th day we talked about the historical parts of the community by people	all answers are written in book	J. P. K.
Day-5	In 5 th day went to some houses in the community market and also in the people's houses	In 5 th day the people's houses were calculated	J. P. K.
Day-6	In 6 th day remaining of houses are visited and ask some questions	The data will be written in the book	J. P. K.

WEEKLY REPORT

WEEK - 3 COMMUNITY OBSERVATION

Objective of the Activity Done: Observing the community.

Detailed Report: In 1st week 1st day I went to the selected community, i.e. Kurupam market and observe the behaviour & cleanliness of the community after that in 2nd day went to the community and selected some (10) houses 3rd day I went to houses and ask the questions relating Covid-19 vaccination observed that so many people doesn't understand value of the job & uses of vaccines I & my friends are tell the use of vaccine & why confidence in these job on 4th day visit some more houses and ask the questions & prepare questionnaire regarding their answers. Here, some people does not understand the english, explain in telugu after that they re-barrese, some people are not understanding my suggestions they were ignored & rejected. But, I explain several time then they are recognized these fault. At the 1st to 5th day went to remaining questionnaire collect some information then prepare questionnaire for that.

ACTIVITY LOG FOR THE SECOND WEEK

Day & Date	Brief description of the daily activity	Learning Outcome	Person In-Charge Signature
Day -1	All collected data will be written separately in the log book.	We learn the skill development in the case project.	V. P. K.
Day -2	prepare the questionnaire in computer.	Achieved system skills.	V. P. K.
Day -3	All collected data will be written in the questionnaire paper.	written skills.	V. P. K.
Day -4	Estimated the problems they are facing in the vaccination procedure.	Mind thinking.	V. P. K.
Day -5	discuss the problems that faced community with my friends.	interaction.	V. P. K.
Day -6	After that we have decided to see the advantages of vaccination.	critical thinking.	V. P. K.

WEEKLY REPORT

WEEK - 1 from 25/10/2020 to 31/10/2020

Objective of the Activity Done: Communication skills in the society.

Detailed Report: After that collection of data from houses in 1st week I prepared questionnaire in computer regarding covid-19 then all collected data was written in questionnaire sheet then analyse who are vaccinated / where did age group have more vaccinated - these who have not vaccinated after that I & my friends are analyse the problems facing the illiterate people and community facing regarding covid-19 vaccination procedure.

We search the remedies for the problem and discuss with my friends and note down in the book then we have decided that for that advantages to the community is Krupamandir for their future.

Vaccines are very useful for killing diseases especially corona in the year of 2020-21 many people were died due to the covid-19 virus then BHARAT BIOTECH invented covid-19 vaccine and releases to the market it is a very greatful decision for poor people.

ACTIVITY LOG FOR THE THIRD WEEK

Day & Date	Brief description of the daily activity	Learning Outcome	Person in Charge Signature
Day - 1	In 3 rd week visited the houses for creating awareness to the people	Self happiness, improve that leadership qualities.	V. Pankaj
Day - 2	visited all the houses mainly is about the people for the advantage of vaccination.	Self confidence communication skills.	V. Pankaj
Day - 3	Some people are listening very calmly but some people are speaking in different words.	patience	V. Pankaj
Day - 4	After 3 rd day we went to the community for analysing the people.	Learning	V. Pankaj
Day - 5	In 5 th day people are going for vaccination centre for taking this dose.	happiness	V. Pankaj
Day - 6	In 6 th day the remaining all people are being vaccinated.	change maker.	V. Pankaj

WEEKLY REPORT

WEEK : 1 FROM 09/11/2020 TO 15/11/2020

Objective of the Activity Done: changing - the people's mind - thinking.

Detailed Report: After - the completion of discussion regard - ing - the problems - that are facing community - we have to decide to motivate & awareness to - the people so, I & my friends went in houses and explained - the advantages of taking vaccinations.

Some people are listened very carefully but some are listened not fully they are neglected but me & my friends are explained several times and convince them for taking this 19 vaccination by - that information, they are - happy and decided to take - their vaccination schedule.

The next day me & my friends are share because - the people are went to the vaccinations centers and take - their vaccinations. We were very happy by - the community service project keep the lesson ethics, communication & general knowledge & how to sustainable in world.

After taking - their vaccinations the people who are living in community they were said - thanks to me my friends for advising her that moment we are very happy.

ACTIVITY LOG FOR THE FOURTH WEEK

Day & Date	Brief description of the daily activity	Learning Outcome	Person In-Charge Signature
Day - 1	In the 4 th week visited the houses and survey again on the covid vaccination	All are vaccinated	V. P. K.
Day - 2	All covid-19 screening reports are analyzed and prepared a pdf	Skill	V. P. K.
Day - 3	After all procedure done then am ready to write the csp manual	Written skill	V. P. K.
Day - 4	All the procedure of pdf has are attached in csp manual	Using of internet	V. P. K.
Day - 5	searching in the internet for gathering information on covid selected manually	Internet skill	V. P. K.
Day - 6	All the matter of the internet + selected best information + written in log book	thinking	V. P. K.

WEEKLY REPORT

WEEK - 4 FROM 01.10.2022 TO 07.10.2022

Objective of the Activity Done







Analysis of Report

Detailed Report

After the completion of project our me & my friends are visited the community and ask who are vaccinated we were shocked most of the people are vaccinated after we advising them we analyse the report and all the questionnaire and most of the people are vaccinated with the help of internet I searched the history of community by the improved internet site.

All the gathered information was written in log book photos and matter are printed in shop for attaching in the report manual book.

ACTIVITY LOG FOR THE FIFTH WEEK

Day & Date	Brief description of the daily activity	Learning Outcomes	Parent In-Charge Signature
Day - 1	All the collected data & the information is shared to our members.	With our members correct small mistakes that is rectified.	
Day - 2	After that all information was written in cap program book.	-Hand writing skills.	
Day - 3	program book is submitted to our members.	our data sheet was checked & signed.	
Day - 4	program book is made into a pdf.	usage of mobile.	
Day - 5	thankful the project completed & learn so much information.	critical thinking.	
Day - 6	All done	I am very happy & satisfied.	

WEEKLY REPORT

WEEK - 5 (From 15/01/2024 to 21/01/2024)

Objective of the Activity Done:

project completion.

Detailed Report:

The collected data was written on log books & it was shared to our class mentor and she saw small mistakes then rectified.

All the corrected information was written in esp program book with the help of our mentor and my friends. After the program was submitted into our mentors she checked and signed then it is converted into a pdf with using mobile pdf.

The program book was kept in my home for further official viva submission.







By this, long term community service

project is very successful in my life. By this

I learned several skills really it is very useful. Student's community service project is helpful to community history so that I have an idea of my community and it is useful to tell my friends & family member.

Finally, with week is completed my esp manual book.

ACTIVITY LOG FOR THE SIXTH WEEK

Day & Date	Brief description of the daily activity.	Learning Outcomes	Person in Charge Signature
Day - 1	The help of Questionnaire conduct a survey in the field/area we have choose.		
Day - 2	The help of Questionnaire conduct a survey in the field/area we have choose.		
Day - 3	The help of Questionnaire conduct a survey in the field/area we have choose.		
Day - 4	The help of Questionnaire conduct a survey in the field/area we have choose.		
Day - 5	The help of Questionnaire conduct a survey in the field/area we have choose.		
Day - 6	The help of Questionnaire conduct a survey in the field/area we have choose.		

WEEKLY REPORT

WEEK - 4 (From 01/11/20 to 07/11/20)

Objective of the Activity Done:

Detailed Report:

→ Name of the recipient :- P. Appanna

→ Age :- 48

→ Gender :- male

→ Marital status :- Married

→ Address :- Kothnoid, Chingalwad Petta,
Sulbale

→ Education status :- 0

→ Occupation :- fisher man

→ Types of blood groups :-

A⁺ A⁻ B⁺ B⁻ AB⁺ AB⁻

O⁺ O⁻

→ Do you know the benefits of blood donation?

NO

→ Have you donated your blood previously?

NO

→ If yes, how many times you have donated blood?

-

CHAPTER 3: OUTCOMES DESCRIPTION

Details of the Socio-Economic Survey of the Village/Habitation Attach the questionnaire prepared for the survey.

I am selected Kumbhakar market as my cap program doing the community service project I went in the community for 4 weeks and observe the social activities economic value of the community in the community the people are very healthy and safety the people using good habits social distance the health procedure and care of people are better.

In some people few are doctor have general knowledge because they are illiterate me and my friends are give the information regarding vaccination & advantages, disadvantages to the people.

In the community some cultural events are conducted in every year during festivals the traditional culture is maintained till for today the people in most are gold shop owners and some are do the work regarding small shops like kumashop market etc.

Finally the people are very polite in most of this some are cruel and illiterate.

Describe the problems you have identified in the community.

During the survey of community service project, I observe several problems in the community. I observed mainly water problems that faced the people in the community (Kawupamankeri) more than 1500 people were living but, the water were supplied by municipal corporation, only 1 hour (or) 45 minutes. In some days the water is not come so, the people were quarrel amongst themselves for unavailability of water.

Another problem, observed in the community is Garbage. In this community only 10 or 15 garbage box available but the people are more so, due to the unavailability of garbage boxes. The people suffering diseases & the community has had some so, the community had facing mainly this 2 problems.

Short-term and long-term action plan for possible solutions for the problems identified and that could be recommended to the concerned authorities for implementation.

I observed the community and write the a problems i.e. Water & Garbage etc. then I write a letter to GVMC (Greater Vellore Municipal Corporation) to solve this a problem in community.

For few days the higher authorities were responded and rectify the problems that faced the community. The people are very happy for rectify the problem. I feel very happy. Thank you to Andhra Pradesh Government of Council for implementing community service project (CSP) due to this program, every student have responsibility to be community and a responsible citizen.

Especially me & my friends special greetings to our chief minister of Jagananna reddy garu for approving and implementing the CSP programme.

Description of the Community awareness programme conducted with the problems and their outcomes.

Community awareness programme (cap).

It is the one of the best program that have been implemented by Andhra Pradesh government.

Due to this cap programme every student of degree has visited the cap community and observe all problems & survey of that community.

So, every student know the social economic some of these community & finding it as a very best programme. After the completion of survey they have the problems and written a letter to higher authorities to solve that problem. In that every student know the best communication and when time to speak the people of us which was to advise the citizen in the community.

So, the people were very happy to solve the problems in their community. In this the student are most happy. The Government also know the state problems in July for uploading student cap projects. In that the Government also take actions regarding community problems.

We thank's to our honourable chief minister Sri. Jagannathan Reddy Genu for implementing this community service project & special greetings to Andhra Pradesh state minister of higher education (apsche).

Report of the mini-project work done in the related subject w.r.t the habitation/village.

A mini-project work in the related subject w.r.t the habitation/village (for ex., a student of History may do a project on Organic Farming or Horticulture or usage of fertilizers or pesticides or effect of the inorganic pesticides, etc. A student of Zoology may do a project on Aquaculture practices or animal husbandry or poultry or health and hygiene or Blood group analysis or survey on the Hypertension or survey on the prevalence of diabetes, etc.

The Report shall be limited to 4-10 pages.

Blood Groups

Abstract :-

Introduction :-

- A blood group is also known as blood type.
- Blood typing is a method to tell what type of blood you have. Blood typing is done so you can safely donate your blood or receive a blood transfusion.
- It is also done to see if you have a substance called Rh (Rhesus) factor on the surface of your red blood cells (RBC's).
- Your blood type is based on whether or not certain proteins are on your red blood cells. These proteins called antigens your blood type depends on what types your parents passed down to you.
- Blood is grouped according to the ABO blood typing system.

The four major blood groups (types) are :-

* Type A — * Type B

→ TYPE AB
SO → TYPE O

Again the four major blood groups are classified based on the RhD. Each group can be either RhD positive or RhD negative, which means in total there are 8 blood groups.

They are :-

- (1) A positive
- (2) A Negative
- (3) B positive
- (4) B Negative
- (5) AB positive
- (6) AB Negative
- (7) O positive
- (8) O Negative

→ Blood group information is an integral part of clinical diagnosis using various hematological techniques to understand hematological disorders. Simultaneously it is mandatory to have clear information on blood groups in case of blood transfusion and related matters. It is important to have complete history of the patients and the subjects including establishment and maintenance of blood banks etc.

Aim :- The aim was to study the blood group typing and importance of blood groups and how many people have know about the importance of blood groups and awareness about blood groups among the people in social groups.

Materials and methods :- The present observational study was carried out in Visakhapatnam district of S-town Region of Andhra Pradesh, India. To record the blood group of local people from randomly selected area. The collected numerical data was statistically analysed in the form of Pie charts and bar diagrams.

Results :- The present survey was carried out during the year 2024 in S-town, Visakhapatnam district, covering 1043 people to understand the blood groups. During the investigation, the majority of people exhibited O⁺ (257) followed by B⁺ (244), A⁺ (188), AB⁺ (141), O⁻ (15), B⁻ (9), A⁻ (8) and AB⁻ (7) respectively. There were 226 people they don't know their blood group. O⁺ (257) and B⁺ (244) blood groups was observed as most common.

blood groups and no blood group was found may in seven people.

conclusion :- The present study yielded information basically on blood group pattern across the population and it can be used by knowing these blood groups from various groups.

→ History of blood groups :-

Blood types were first discovered by an Austrian physician, Karl Landsteiner, working at the pathological anatomical institute of the university of Vienna (now medical university of Vienna). In 1900, he found that blood sera from different persons would clump together (agglutinate) when mixed in the test tubes, and not only that, some human blood also agglutinated with animal blood.

The next year, in 1901, he made a definitive observation - that blood serum of an individual would agglutinate with only those of certain individuals based on this he classified human blood into three groups namely, group A, group B

and group O (ABO groups.)

The ABO system :-

→ The ABO blood groups system is the most important blood type system in human blood

Transfusion

→ The ABO blood types are also present in some other animals for example rodents and apes such as chimpanzees, baboons and gorilla.

There are 4 main blood groups defined by the ABO system :-

→ Blood group A - It has A antigens on the RBC with anti-B antibodies in the plasma.

→ Blood group B - It has B antigens on the RBC with anti-A antibodies in the plasma.

→ Blood group AB - It has A and B antigens on the RBC with both anti-A and anti-B antibodies in the plasma.

→ Blood group O - It has both A and B antigens on the RBC but no antibodies in the plasma.

→ antigens and antibodies present in ABO blood group.

ABO Group	Antigen present	Antigen missing	Anti body present
A	A	B	Anti - B
B	B	A	Anti - A
O	None	A and B	anti - A & B
AB	A and B	None	None

→ Important of ABO groups :-

During blood transfusion only compatible blood must be used to one who gives blood is called the donor and the one who receives the blood is called recipient.

While transfusing the blood, antigen of the donor and the antibody of the recipient are considered.

→ Blood type compatibility :-

Blood type	Gives	Receives
A ⁺	A ⁺ , AB ⁺	A ⁺ , B ⁺ , O ⁺ , AB ⁺
O ⁺	O ⁺ , A ⁺ , B ⁺ , AB ⁺	O ⁺ , O ⁻
B ⁺	B ⁺ , AB ⁺	B ⁺ , B ⁻ , O ⁺ , O ⁻
AB ⁺	AB ⁺	Everyone
A ⁻	A ⁻ , A ⁺ , AB ⁻ , AB ⁺	A, B
O ⁻	Everyone	O ⁻
B ⁻	B ⁻ , B ⁺ , AB ⁻ , AB ⁺	B, O ⁻
AB ⁻	AB ⁻ , AB ⁺	AB ⁻ , A ⁻ , B ⁻ , O ⁻

→ The Rh system :-

RBC's sometimes have another antigen, a protein known as the Rh antigen, if this is present in your blood group is Rh positive otherwise Rh negative. It is the most important blood group system after ABO.

* It was first discovered by Rhesis maracine and hence the named Rh factor.

Rh factor (R) system can be classified the 4 major blood groups into 8 groups, that are:

- * A RhD positive (A^+)
- * A RhD Negative (A^-)
- * B RhD positive (B^+)
- * B RhD Negative (B^-)
- * AB RhD positive (AB^+)
- * AB RhD Negative (AB^-)
- * O RhD positive (O^+)
- * O RhD Negative (O^-)

In most cases, O Rh negative blood can safely given to anyone. It's often used in medical emergencies when the blood type is not immediately known. It's safe for most recipients because it does not have any A or B Rh on the surface of the cells, and is compatible with every other ABO and Rh blood group.

There is another blood group which is called as golden blood group, which was a rarest blood group in the world.

→ Golden blood group :-

Rh null individuals have no Rh antigens (no Rh^D, Rh^E, Rh^C) on their RBC's. They are called as golden blood group.

Student Self-Evaluation for the Community Service Project

Student Name: Flaviana paglha

Registration No: 140150805024

Period of CSP: From-To: 21-01-2023

Date of Evaluation:

Please rate your performance in the following areas:

Rating Scale: Letter grade of CGPA calculation to be provided

1	Oral communication	1	2	3	4	✓	
2	Written communication	1	2	3	4	✓	
3	Teamwork	1	2	3	4	✓	
4	Interaction ability with community	1	2	3	4	✓	
5	Positive Attitude	1	2	3	4	✓	
6	Self-confidence	1	2	3	4	✓	
7	Ability to learn	1	2	3	4	✓	
8	Work Plan and organization	1	2	3	4	✓	
9	Professionalism	1	2	3	4	✓	
10	Creativity	1	2	3	4	✓	
11	Quality of work done	1	2	3	4	✓	
12	Time Management	1	2	3	4	✓	
13	Understanding the Community	1	2	3	4	✓	
14	Achievement of Desired Outcomes	1	2	3	4	✓	
15	OVERALL PERFORMANCE	1	2	3	4	✓	3

Date:

Flaviana paglha
Signature of the Student

Evaluation by the Person in-charge in the Community/Institution

Student Name: Gyikina paghna

Registration No: 32030805044

Period of CSP: From: 04/01 - On: 04/14

Date of Evaluation:

Name of the Person in-charge: G. Yelma

Address with mobile number: 956 12 2 4

Please rate the student's performance in the following areas:

Please note that your evaluation shall be done independent of the student's self-evaluation.

Rating Scale: 1 is lowest and 5 is highest rank.

1	Oral communication	1	2	3	4	5
2	Written communication	1	2	3	4	5
3	Problem-solving	1	2	3	4	5
4	Interaction ability with community	1	2	3	4	5
5	Positive Attitude	1	2	3	4	5
6	Self-confidence	1	2	3	4	5
7	Ability to learn	1	2	3	4	5
8	Work Plan and organization	1	2	3	4	5
9	Professionalism	1	2	3	4	5
10	Committee	1	2	3	4	5
11	Quality of work done	1	2	3	4	5
12	Time Management	1	2	3	4	5
13	Understanding the Community	1	2	3	4	5
14	Achievement of Desired Outcomes	1	2	3	4	5
15	OVERALL PERFORMANCE	1	2	3	4	5

Signature

Signature of the Supervisor

PHOTOS & VIDEO LINKS







MARKS STATEMENT
(To be used by the Examiners)

INTERNAL ASSESSMENT STATEMENT

Name Of the Student: Ekanika prajna
Programme of Study: Blood group's
Year of Study: 2020-2023
Group: 1105
Register No./R.T. No: FD01508050WA
Name of the College: AVM College
University: Andhra University

Sl.No	Evaluation Criterion	Maximum Marks	Marks Awarded
1.	Activity Log	20	
2.	Community Service Project Implementation	30	
3.	Mini Project Work	20	
4.	Oral Presentation	25	
	GRAND TOTAL	95	

Date: _____



Signature of the Faculty Guide

Date: _____
No: _____

Certified by

Signature of the Head of the Department/Principal

P. KRISHNA KUMARI
M.Sc. IN CHEMISTRY
DEPARTMENT OF CHEMISTRY
M.S. A. UNIVERSITY
RAJAMPET, RAJYALA



**ANDHRA PRADESH
STATE COUNCIL OF HIGHER EDUCATION**

(A Statutory Body of the Government of Andhra Pradesh)

2nd, 3rd, 4th and 5th Floors, Acharya Annex, Sri Ram Nagar, 4th Milestone Road

Hyderabad-500016 (M. Govt. Andhra Pradesh, P.O. - 500 001)

www.aphce.ap.gov.in